

TIPS FOR ENGAGING READERS WITH SPECIAL NEEDS

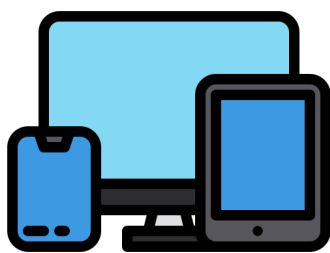


TALK ABOUT THEIR INTERESTS

Does your child like to play video games, soccer, or something else? Talk with your child about things that interest them outside of books. And then help them find books about those interests.

LET THEM READ IN WAYS THAT WORK FOR THEM

All children read differently. Formats like audio, text highlighting, braille, large font, and others can make reading easier.




READ ON DEVICES THEY LIKE

If your child already uses a smartphone, tablet, computer, or assistive technology device, let them use that device.

BUILD THEIR CONFIDENCE

Help your child achieve attainable goals. Whether it's reading a book by themselves, finishing a story (long or short), or wanting to read the next book, accomplishing things builds confidence.




CHILDREN LEARN BETTER WITH A TEAM

Children learn to read better when they have a team supporting them. Let teachers know what books, tools, and tips are making a difference at home.

FIND A LIBRARY

Find a library that offers ebooks in different formats, supports many reading tools, and has the books your child wants to read.

Bookshare is a FREE online library of over 800,000 ebooks that supports the most formats and reading tools for kids with special needs.



[LEARN MORE ABOUT BOOKSHARE](#)